


# The Highway Code


(as sung by the Master Singers 1966)

W. H. Havergal in E




1. The highway ' code part ' one : the ' road ' user on ' foot.
2. Walk'ing a'long : where there is a pavément or ' adequate ' footpath, ' use it.
3. On a pavément or footpath, do not walk next to the kerb with your ' back to the ' traffic : do not step into the ' road without ' first ' looking.
4. Where there is no ' adequate ' footpath : walk on the right of the ' road to face ' on-coming ' traffic.
5. Do not loiter in the roadway, or ' walk along ' cycle tracks : a marching body on the road should ' keep on the ' left-hand ' side.
6. It should have look-outs at suitable distances at the ' front and ' rear : and at night they should carry lights, white at the front of the ' column and ' red • at the ' rear.

E. J. Hopkins in G minor/F minor




7. Always use subways, footbridges, pedestrian crossings or central refuges ' when pro'vided : otherwise cross where you have a clear ' view of the ' road both ' ways.
8. Take extra care if your ' view is ' limited : by sta-tí-onary vehicles, or ' other ob'struc-tí-ons.
9. Be'fore you ' cross : stop at the kerb, look right, look ' left and ' right a'gain.
10. Do not cross until the ' road is ' clear : then cross at right angles, keeping a careful ' look-out ' all the ' time. *(last note B natural in tenor)*

W. Felton in E flat



11. When you have stepped off the kerb on to a ' zebra ' crossing : which must have black and white stripes, ' studs and ' ligh-ted ' beacons
12. You have the ' right of ' way : but allow approaching vehicles ample time to give way, especí-ally if the ' road is ' wet or ' icy.
13. When crossing the ' road at ' junc-tí-ons : look out for ' vehicles ' turning the ' corner.

J. T. Harris ?



14. Do not cross the road, either at a zebra ' crossing or ' elsewhere : against a signal to stop by a police ' officer con'trolling ' traffic.
15. Do not get on or off a bus or tram while it is moving, or when it is not at a recognis-éd stopping place, do not step out suddenly from behind a sta-tí-onary or slowly moving bus or tram, if you want to get on one at a request stop, give a clear signal ' for it to ' stop : and do not step into the ' road un'til it has ' stopp-éd.
16. Prepar-éd by the ' Ministry of ' Transport : and ' Civil ' Avi'a-tí-on
17. And the ' central 'office : of ' infor'ma-tí-on.